

INTERMODAL TERMINAL MISHAPS



PROCESS ERROR



SLIP, TRIP, OR FALL



COLLISIONS



EQUIPMENT FAILURE



OTHER/ MISC.

CONTRIBUTING FACTORS



1 TERMINAL CONDITIONS



2 DISORGANIZATION



3 SITUATIONAL AWARENESS



DISTRACTED



SPEEDING



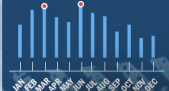
CELL PHONE

BASED ON RECENT STATISTICS

MONDAY AND TUESDAY: HAVE BEEN THE MOST LIKELY DAYS OF THE WEEK FOR A MISHAP TO OCCUR



FEBRUARY AND AUGUST: HAVE BEEN THE MOST LIKELY MONTHS OF THE YEAR FOR A MISHAP TO OCCUR



RECOMMENDED PRACTICES



REMAIN ALERT

Remain alert to potential hazards and changing environmental conditions.



AVOID DISTRACTIONS

Only use electronic devices when stopped and in designated safe areas.



GET OUT AND LOOK

Get out and look when unsure of surroundings, especially before backing.



3 POINTS OF CONTACT

Always maintain 3 points of contact when entering or exiting any vehicle.



TUG TEST

When connecting to a chassis, always perform a tug test prior to connecting brake lines.



REVIEW FACILITY MAPS

Review facility maps and understand areas of concern (tracks, crane paths, signs, etc.)



REPORT UNSAFE CONDITIONS/ UNSAFE ACTS

An unsafe situation can't improve without reporting/documentation.

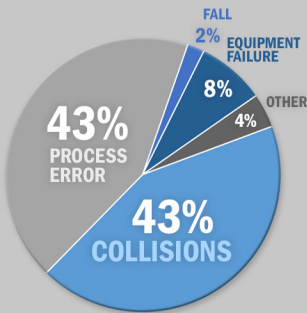


DEVELOPED BY IANA
SAFETY AT INTERMODAL TERMINALS TASK FORCE

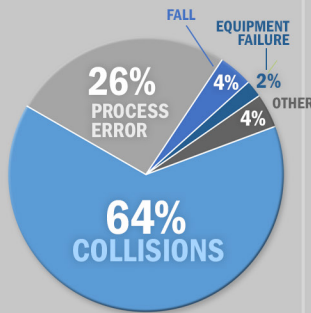


COLLISION STATISTICS

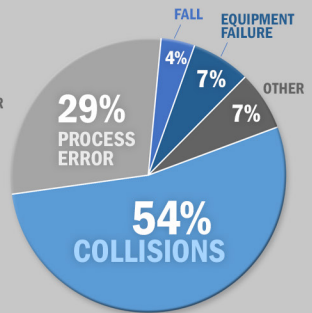
EMPLOYEE



DRAYMAN



VENDOR



RECOMMENDATIONS

TERMINAL DRAYMAN ORIENTATION

✓
TERMINAL DRAYMAN SAFETY HANDBOOK



✓
HANDOUT CARDS




✓
GUIDE WITH MAP



EXPLORE STANDARD RULES

✓
DRAYMAN SAFETY HANDBOOK



✓
DRAYMAN SAFETY ONLINE BRIEF



MONTHLY SAFETY MEETINGS

✓
TERMINAL & DRAYAGE COMMUNITY



✓
SHARE INFO



✓
OPEN HOUSE